

POP 4 255 C32 (900 766)

- Effective power frequency overvoltage protection
- Compact design allows easy retrofitting
- Compliance with EN 5055


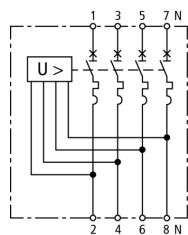
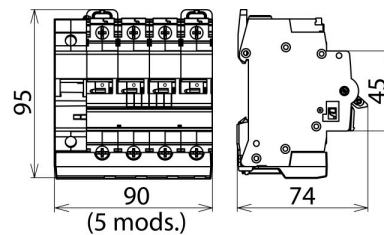


Figure without obligation



Basic circuit diagram POP 4 255 C32



Dimension drawing POP 4 255 C32

General

Type	POP 4 255 C32
Part No.	900 766
Power supply system	three-phase TT / TN system
Number of poles	3P + N
Nominal a.c. voltage (U _N)	230 / 400 V
Nominal frequency (f _N)	50 Hz
Operating temperature range (T _U)	-25°C to +60°C
Cross-sectional area (L1, L2, L3, N) (min.)	2.5 mm ² solid / fine-stranded
Cross-sectional area (L1, L2, L3, N) (max.)	2.5 mm ² solid / fine-stranded
Degree of protection protection	IP 20
Capacity	5 module(s), DIN 43880
Mounting	35 mm DIN rails acc. to EN 60715

POP

Type	POP 4 255 C32
Part No.	900 766
Tested to	EN 50550
Max. non-tripping voltage (a.c.)	255 V
Max. tripping voltage (a.c.)	415 V
Tripping time at 275 V a.c.	8 s
Tripping time at 400 V a.c.	120 ms
Max. current at 275 V a.c.	0.4 A
Max. current at 400 V a.c.	0.6 A
Power consumption	0.7 VA
Trip indicator	red

MCB

Type	POP 4 255 C32
Part No.	900 766
Tripping characteristic	C
Nominal alternating current (I _N)	32 A
Rated switching capacity (I _{cn}) acc. to EN 60898	6 kA
Weight	545 g
Customs tariff number (Comb. Nomenclature EU)	85363030
GTIN	4013364156173
PU	1 pc(s)

We reserve the right to introduce changes in performance, configuration and technology, dimensions, weights and materials in the course of technical progress. The figures are shown without obligation.